






How to use GoodHabitz?

1. Log in with your username and password¹
2. The start screen with all possible trainings appears. Select a training course by clicking on it.
3. Once you have chosen a training, the overview of the lessons will open. Each lesson consists of different components that each use a different learning method. These are explained below. More information can be found in this [introduction](#).





Information

	Magazine	An introduction to your chosen subject of the training.
	Fast forward	A summary of what you read in the magazine in the form of an animated video.
	Smartinfo	All the theory of the training is shown here in a schematic way.




Applied examples

	Storyboard	On the basis of successive drawings, a practical example is explained.
	Moments	A documentary to illustrate the subject of the training once more.

Extra Information

	Facetime	An expert in the subject of the training gives useful tips.
	Fact show	This type of video is intended to convey figures and facts in the form of a 'talk show'.
	Quiz	You'll get some statements that you'll have to answer with a good-fault. An explanation will also appear with each answer.
	Casus	Answer the statements you get to see about how you would act. GoodHabitz gives you tips for a better approach.

Test yourself!

	Quickscan	The Quickscan does a first measurement of your current knowledge you already have about the subject you chose.
	To do/ Go	The 'To do' and 'Go' part of the lessons consists of a task that you have to perform.
	Toets	You take this test after completing all the lessons. At the end you will get an insight into your results and, if you passed, you will also receive a certificate.

¹ Login for the first time:

- The first time you log in using the link you receive by email from Team GoodHabitz and you create an account.
- Once you have created your account, go to: www.goodhabitiz.com.
- Log in with your the e-mail address (on which you received the mail) and the password you have chosen.
- Forgot your password? Then click on 'problems logging in' and a new password will be sent to you.
- Don't have an account yet? Send an email to HR@select-projects.be.